

Pupil Workbook

Level 5 Week 26

Name: _____

-ing

-er


Focus: adding **-ing** and **-er**

“When **-ing** is added to a verb, it means the action is happening.”

teaching helping singing

“When **-er** is added to a verb, it turns it into a noun.”

teacher helper singer



1. Read the common exception words.

Colour the parts of the words you find tricky.

bought favourite

2. Write the common exception words.

Which is the tricky part of the word? Why is it tricky? Colour the tricky part in a different colour. Write the word two more times.

more

before

3. Read and match.



Read these words and draw a line to match them to the correct picture. Add in sound buttons to help you.

catching

boxing

speaker

painter



One of the words does not match a picture. Can you draw a picture to match the word?

How confident do you feel?



-ing

-er

1. Read the sentences.

Tick the sentence that matches the picture.

The pitcher is throwing his hat on the floor.

The supporters are pointing at the tennis player.

The keeper is stretching out and blocking the goal.



2. Write -ing and -er words.

Add **-ing** and **-er** to each of the words and write them in the table. Read the new words.

	-ing	-er
farm		
help		
lead		

-ing

-er

3. Write the common exception words.

Read each common exception word. Cover them and write them three more times underneath.

more

before

How confident do you feel?



-ing

-er

Focus: adding **-ing** and **-er**

1. Read the story.

Highlight all of the words where -ing or -er have been added to verbs.

It is Kit and Sam’s birthday and their friends have come over for a party. Dad is in the kitchen cooking the party tea and Mum is helping with the party games.

First, the children are playing hide and seek. Kit is the seeker. He is counting to ten while the players hide. Then, he is creeping around the house and looking into the corners.

“I am a good finder!” says Kit.

Next, the children are playing follow the leader. Sam is leading them all over the garden and the followers copy her jumping and leaping.

After that, it is time for some birthday cake. Dad is the loudest singer when Kit and Sam are blowing out the flames.

“What are you both wishing for?” Mum asks.

“I am wishing I could be a better painter,” says Sam.

“I want to be a TV presenter!” says Kit.

2. Sort the words.

-ing	-er

How confident do you feel?



-ing

-er

1. Read the silly questions.

Answer by putting a circle around 'yes' or 'no'.

Would a singer be singing on stage? yes no

Should a boxer be fighting in a ring? yes no

Would a farmer be marking your maths book? yes no

Can a gardener start sweeping up twigs? yes no

2. Write the focus words.

helper

teacher

playing

singing

How confident do you feel?



-ing

-er

1. Write the sentence your teacher says.

Think carefully about which graphemes to use to spell the words and how to add the suffixes.

How confident do you feel?









































-ing

-er

1. Write your own silly sentence.

Use verbs by adding **-ing** and **-er** suffixes.

ay  pray	oy  boy	ie  tie	ea  leaf	a_e  cake	i_e  slide	o_e  bone	u_e  cube
u_e  flute	e_e  trapeze	ou  mouth	a  acorn	e  equal	i  lion	o  hotel	u  unicorn
ch  chef	ch  Christmas	ir  girl	ue  statue	ue  glue	y  sunny	aw  saw	au  autumn
ow  window	oe  toe	wh  wheel	c  city	g  gem	ph  dolphin	ea  bread	ie  shield
tch  witch	are  bare	ear  pear	ore  core	ew  screw	ew  stew		

2. Practise spelling the focus words.

Look and Say	Look, Say and Write	Cover and Write	Check
player			
helper			
teacher			
singer			
playing			
helping			
teaching			
singing			
more			
before			